


# ORCA

**Southern Resident Orcas . Matriline Catalogue . November 2009**

# SURVEY







Center for Whale Research  
P.O. Box 1577  
Friday Harbor, WA 98250  
(360) 378-5835

[www.WhaleResearch.com](http://www.WhaleResearch.com)





# Center for WHALE RESEARCH



**Ken Balcomb, III**  
Executive Director,  
Principal Investigator

Ken started Orca Survey in 1976. He has been the Executive Director and Research Biologist for the Center for Whale Research since 1985. He is also a Charter Member of the Society for Marine Mammalogy, a member of the IUCN/SSC Whale Specialist Group, and an invited specialist on the Scientific Committee of the International Whaling Commission. He has extensive field experience at sea and is an accomplished wildlife photographer.

## About the Center for Whale Research:


The Center for Whale Research was initiated by Ken Balcomb in 1976 to determine the size of the population of Southern Resident Orcas.

For more than three decades, the Center for Whale Research has been conducting annual photo-identification studies of the Southern Resident Orca populations that frequent the inland waters of Washington State and lower BC.

This detailed understanding of population status and trends has supported management decisions in both Canada and the United States. Most recently, data derived from CWR's long-term studies have been used to support listing decisions in the U.S. under the Marine Mammal Protection Act and the Endangered Species Act, and in Canada under the Species at Risk Act, with Southern Resident Orcas now listed as Endangered in both countries.



# J Pod-Left ■ J2 Matriline



**J2**  
1911

**J12**  
1935-1996

**J24**  
1972-1972



**J14**  
1974



**J30**  
1995

On this and the following pages are photos of the known living members of J pod. Black boxes denote whales that have died since Orca Survey began in 1976 or earlier in some cases. Birth dates are estimated for all whales born prior to 1974.

- ..... Dotted lines indicate possible family lines.
- - - - - Dashed lines indicate probable family lines.
- Solid lines indicate known relationship from birth.
- Females
- Males
- Unknown



**J1**  
1951

**J23**  
1987-1991

**J43**  
2007-2007



**J37**  
2001



**J40**  
2004



**J45**  
2009



# J Pod-Right ■ J2 Matriline



**J2**  
1911

**J12**  
1935-1996

**J24**  
1972-1972



**J14**  
1974



**J30**  
1995



**J37**  
2001



**J40**  
2004

**J23**  
1987-1991

**J43**  
2007-2007



**J1**  
1951



**J45**  
2009

On this and the following pages are photos of the known living members of J pod. Black boxes denote whales that have died since Orca Survey began in 1976 or earlier in some cases. Birth dates are estimated for all whales born prior to 1974.

- ..... Dotted lines indicate possible family lines.
- - - - - Dashed lines indicate probable family lines.
- Solid lines indicate known relationship from birth.
- Females
- Males
- Unknown



J Pod-Left ■ J4 Matriline



?

**J6**  
1956-1998

**J15**  
1976-1981

**J4**  
1957-1995

**J21**  
1982-1983

**J11**  
1972-2008

**J25**  
1988-1988



**J29**  
1993-1993





J Pod-Right ■ J4 Matriline



?

**J6**  
1956-1998

**J15**  
1976-1981

**J4**  
1957-1995

**J21**  
1982-1983

**J11**  
1972-2008

**J25**  
1988-1988




**J29**  
1993-1993






J Pod-Left ■ J9 Matriline





J Pod-Right ■ J9 Matriline





J Pod-Left ■ J7 Matriline



J Pod-Right ■ J7 Matriline





# K Pod-Left ■ K7 Matriline



**K7**  
1910-2008

**K1**  
1955-1995

**K2**  
1953-1974



On this and the following pages are photos of the known living members of K pod. Black boxes denote whales that have died since Orca Survey began in 1976 or earlier in some cases. Birth dates are estimated for all whales born prior to 1974.

- ..... Dotted lines indicate possible family lines.
- - - - - Dashed lines indicate probable family lines.
- Solid lines indicate known relationship from birth.
- Females
- Males
- Unknown

# K Pod-Right ■ K7 Matriline

On this and the following pages are photos of the known living members of K pod. Black boxes denote whales that have died since Orca Survey began in 1976 or earlier in some cases. Birth dates are estimated for all whales born prior to 1974.



**K7**  
1910-2008

**K1**  
1955-1995


**K2**  
1953-1974




- ..... Dotted lines indicate possible family lines.
- - - - - Dashed lines indicate probable family lines.
- Solid lines indicate known relationship from birth.
- Females
- Males
- Unknown



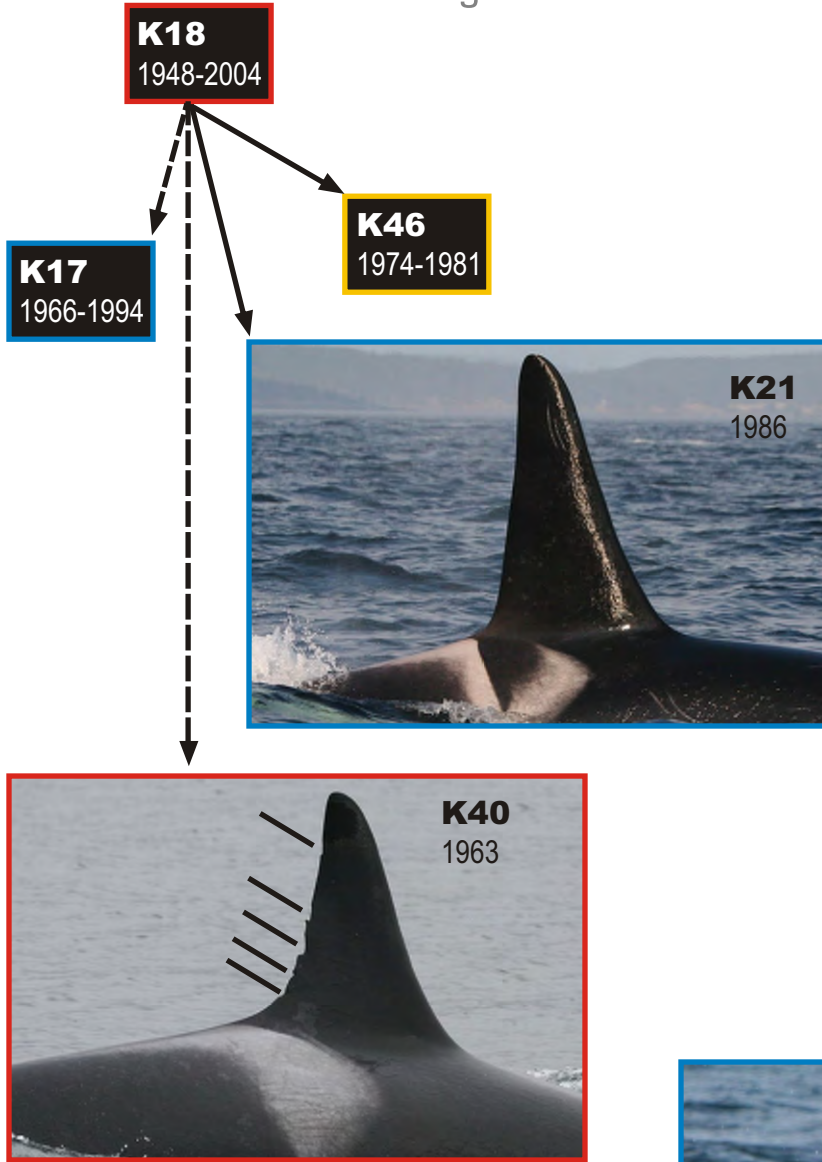
K Pod-Left ■ K18 Matriline




K Pod-Left ■ K4 Matriline



K Pod-Right ■ K18 Matriline



K Pod-Right ■ K4 Matriline





K Pod-Left ■ K8 Matriline

**K8**  
1930-1989

**K5**  
1953-1991

**K3**  
1957-1998



**K15**  
1971-1975


**K29**  
1996-1998

**K23**  
1988-1988

**K24**  
1990-1990



**K32**  
2000-2000



K Pod-Right ■ K8 Matriline

**K8**  
1930-1989

**K5**  
1953-1991

**K3**  
1957-1998



**K15**  
1971-1975

**K29**  
1996-1998

**K32**  
2000-2000

**K23**  
1988-1988

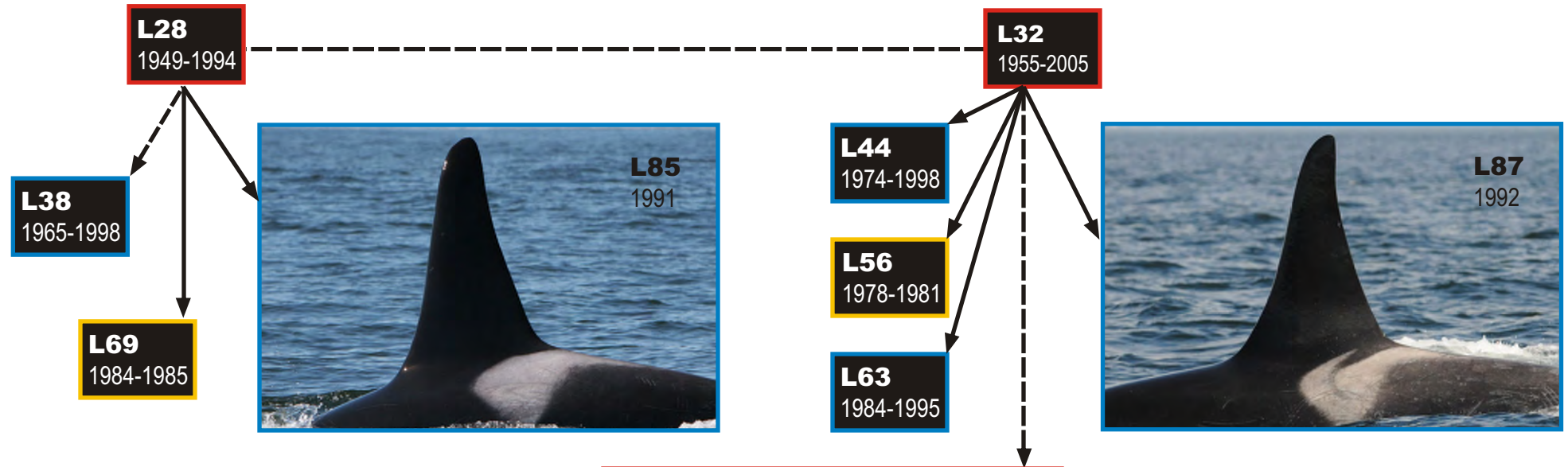


**K24**  
1990-1990



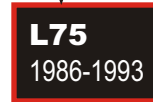


# L Pod-Left ■ L28 & L32 Matriline

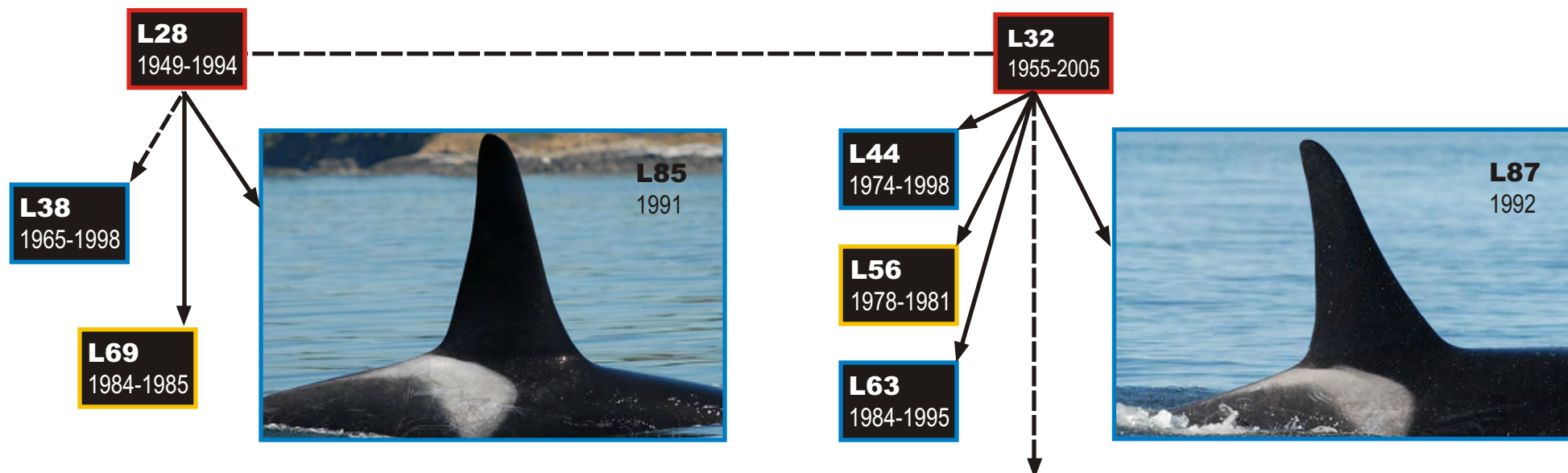


On this and the following pages are photos of the known living members of L pod. Black boxes denote whales that have died since Orca Survey began in 1976 or earlier in some cases. Birth dates are estimated for all whales born prior to 1974.

- ..... Dotted lines indicate possible family lines.
- - - - - Dashed lines indicate probable family lines.
- Solid lines indicate known relationship from birth.
- Females
- Males
- Unknown



# L Pod-Right ■ L28 & L32 Matrilines




On this and the following pages are photos of the known living members of L pod. Black boxes denote whales that have died since Orca Survey began in 1976 or earlier in some cases. Birth dates are estimated for all whales born prior to 1974.

- ..... Dotted lines indicate possible family lines.
- - - - - Dashed lines indicate probable family lines.
- Solid lines indicate known relationship from birth.
- Females
- Males
- Unknown



**L75**  
1986-1993





L Pod-Left ▪ L25 & L12 Matriline



**L23**  
1952-1982

**L11**  
1957-2000

**L10**  
1959-1997

**L14**  
1972-1989

**L49**  
1979-1980

**L42**  
1973-1994

**L64**  
1985-1985



L Pod-Right ■ L25 & L12 Matriline



**L23**  
1952-1982

**L11**  
1957-2000

**L10**  
1959-1997


**L14**  
1972-1989

**L49**  
1979-1980

**L42**  
1973-1994



**L64**  
1985-1985





L Pod-Left ■ L2 & L26 Matriline



L6  
1962-1983



L39  
1975-2000



L67  
1985-2008

L60  
1972-2002



L71  
1986-2006

L52  
1980-1983

L98  
1999-2006

L101  
2002-2008



L81  
1990-1997



L Pod-Right ■ L2 & L26 Matriline



**L6**  
1962-1983



**L26**  
1956

**L39**  
1975-2000



**L88**  
1993

**L67**  
1985-2008

**L98**  
1999-2006

**L101**  
2002-2008



**L78**  
1989

**L60**  
1972-2002

**L71**  
1986-2006

**L52**  
1980-1983

**L81**  
1990-1997



**L92**  
1995



**L90**  
1993



L Pod-Left ■ L37 Matriline



L Pod-Right ■ L37 Matriline

**L37**  
1933-1984

**L16**  
1949-1978

**L43**  
1972-2006

**L104**  
2004-2006



**L76**  
1987-1987



L Pod-Left ■ L4 Matriline

**L4**  
1949-1996

**L61**  
1973-1996



**L62**  
1980-2000

**L93**  
1995-1998

**L80**  
1990-1993

**L68**  
1985-1995

**L96**  
1996-1997





L Pod-Right ■ L4 Matriline

**L4**  
1949-1996

**L61**  
1973-1996



**L62**  
1980-2000

**L80**  
1990-1993

**L93**  
1995-1998

**L68**  
1985-1995

**L96**  
1996-1997





L Pod-Left ■ L21 Matriline

**L21**  
1950-2008

**L48**  
1977-1983



**L99**  
2000-2000

**L102**  
2002-2002

**L107**  
2005-2005

**L111**  
2008-2008



L Pod-Right ▪ L21 Matrine

**L21**  
1950-2008

**L48**  
1977-1983



**L99**  
2000-2000

**L102**  
2002-2002

**L107**  
2005-2005

**L111**  
2008-2008





L Pod-Left ■ L9 & L35 Matriline

**L9**  
1931-1996

**L35**  
1942-1996



**L3**  
1948-2002



**L1**  
1959-2000

**L33**  
1963-1995

**L50**  
1973-1989

**L59**  
1979-1979

**L65**  
1984-1994



**L58**  
1980-2002



**L51**  
1973-1999

**L97**  
1999-1999



L Pod-Right ■ L9 & L35 Matriline

**L9**  
1931-1996

**L35**  
1942-1996



**L3**  
1948-2002



**L1**  
1959-2000

**L50**  
1973-1989

**L65**  
1984-1994

**L33**  
1963-1995

**L59**  
1979-1979



**L58**  
1980-2002

**L51**  
1973-1999

**L97**  
1999-1999







**Center**  
for  
**WHALE**  
**RESEARCH**

[www.WhaleResearch.com](http://www.WhaleResearch.com)

1.360.378.5835